

Aggregate Bench Rest H/V Sat/Sun


	Name	Age	Sat	Sat X	Sun	Sun X	Total	Total X
1	Jimmy Wardell	Under 30	590	31	709	12	1299	43
2	Bill Piper	31 - 50	598	50	738	30	1336	80
3	Miriam B'lythe	31 - 50	587	28	728	31	1315	59
4	Darryl Hubbard	51 - 70	599	53	745	34	1344	87
5	Bill Simmons	51 - 70	600	54	743	34	1343	88
6	Ben West.	51 - 70	598	48	738	46	1336	94
7	Stuart Neale	51 - 70	598	47	733	24	1331	71
8	Annie Bruton	51 - 70	598	47	729	27	1327	74
9	Brian Simmons	51 - 70	593	39	726	24	1319	63
10	Des Henderson.	51 - 70	584	28	700	22	1284	50
11	Roy Muller	71 Over	597	41	738	29	1335	70
12	Paul Unger	71 Over	599	48	735	30	1334	78
13	Anton Perk	71 Over	600	47	730	19	1330	66
14	Roger Purtell	71 Over	598	51	728	24	1326	75
15	John Pepprell	71 Over	587	36	724	22	1311	58
16	Ken Richardson.	71 Over	592	31	705	21	1297	52

Aggregate Bench Rest Sil Sat/Sun

	Name	Age	Sat	Sat X	Sun	Sun X	Total	Total X
1	John Pepprell	71 Over	580	22	693	17	1273	39
2	Bill Piper	31 - 50	584	27	687	11	1271	38
3	Darryl Hubbard	51 - 70	584	29	673	8	1257	37
4	Brian Simmons	51 - 70	560	14	618	8	1178	22
5	Abbey Swantson	Under 30	549	10	503	1	1052	11


Aggregate Prone Sat/Sun

	Name	Age	Sat	Sat X	Sun	Sun X	Total	Total
1	James Cane	Under 30	562	15	575	17	1137	32
2	Steve Zunker	51 - 70	578	22	584	25	1162	47
3	Catherine Rashfor	51 - 70	533	7	532	7	1065	14
4	Michael Lee	51 - 70	462	0	465	2	927	2
5	Rod Faint	71 Over	545	10	566	16	1111	26




X

!



!



!

MARYBOROUGH MASTERS GAMES

2023

Bench Rest H/V By Age - Sat

TOTAL x c

RK	Age Group:	Under 30				
1	Jimmy Wardell	Mundubbera	199 10	195 9	196 12	590 x 31
RK	Age Group:	31 - 50				
1	Bill Piper	Hornets	200 18	199 15	199 17	598 x 50
2	Miriam B'lythe	Charleville	197 10	192 8	198 10	587 x 28
RK	Age Group:	51 - 70				
1	Bill Simmons	Hornets	200 18	200 17	200 19	600 x 54
2	Darryl Hubbard	Hornets	200 18	200 18	199 17	599 x 53
3	Ben West.	Hornets	198 15	200 18	200 15	598 x 48
4	Annie Bruton	Charleville	198 14	200 16	200 17	598 x 47
5	Stuart Neale	Bingera/Sth Kolan	199 15	199 14	200 18	598 x 47
6	Bob Mulder	Maryborough	198 14	198 12	197 13	593 x 39
7	Brian Simmons	Hornets	198 15	198 11	197 13	593 x 39
8	Des Henderson.	Maryborough	195 9	195 11	194 8	584 x 28
RK	Age Group:	70 Over				
1	Ross Zunker	Bundaberg	199 10	197 10	179 16	575 x 36

MARYBOROUGH MASTERS GAMES

2023

Bench Rest H/V By Age - Sat

TOTAL x c

RK	Age Group:					
	71 Over					
1	Anton Perk	Childers	200 16	200 15	200 16	600 x 47
2	Paul Unger	Maryborough	200 17	199 13	200 18	599 x 48
3	Roger Purtell	Hornets	199 17	200 19	199 15	598 x 51
4	Roy Muller	Maryborough	200 15	197 13	200 13	597 x 41
5	Ken Richardson.	Maryborough	198 10	196 8	198 13	592 x 31
6	John Pepprell	Bingera/Sth Kolan	192 8	197 16	198 12	587 x 36

MARYBOROUGH MASTERS GAMES
2023
Bench Rest H/V By Grade - Saturday

										TOTAL x c	
RK	GRADE:	A									
1	Bill Simmons	Hornets	200	18	200	17	200	19	600	- 54x	
2	Anton Perk	Childers	200	16	200	15	200	16	600	- 47x	
3	Darryl Hubbard	Hornets	200	18	200	18	199	17	599	- 53x	
4	Roger Purtell	Hornets	199	17	200	19	199	15	598	- 51x	
5	Bill Piper	Hornets	200	18	199	15	199	17	598	- 50x	
6	Ben West.	Hornets	198	15	200	18	200	15	598	- 48x	
7	Stuart Neale	Bingera/Sth Kolan	199	15	199	14	200	18	598	- 47x	
8	Roy Muller	Maryborough	200	15	197	13	200	13	597	- 41x	
9	Bob Mulder	Maryborough	198	14	198	12	197	13	593	- 39x	
10	Brian Simmons	Hornets	198	15	198	11	197	13	593	- 39x	
11	Ross Zunker	Bundaberg	199	10	197	10	179	16	575	- 36x	
RK	GRADE:	B									
1	Paul Unger	Maryborough	200	17	199	13	200	18	599	- 48x	
2	Annie Bruton	Charleville	198	14	200	16	200	17	598	- 47x	
3	Ken Richardson.	Maryborough	198	10	196	8	198	13	592	- 31x	
4	Jimmy Wardell	Mundubbera	199	10	195	9	196	12	590	- 31x	

MARYBOROUGH MASTERS GAMES

2023

Bench Rest H/V By Grade - Saturday

									TOTAL x c
5	John Pepprell	Bingera/Sth Kolan	192	8	197	16	198	12	587 - 36x
6	Miriam B'lythe	Charleville	197	10	192	8	198	10	587 - 28x
RK	GRADE:	C							
1	Des Henderson.	Maryborough	195	9	195	11	194	8	584 - 28x

MARYBOROUGH MASTERS GAMES

2023

RK	Bench Rest H/V By Age - Sun					TOTAL x c
	Age Group:	Under 30				
1	Jimmy Wardell	Mundubbera	239 2	237 2	233 8	709 -12x
	Age Group:	31 - 50				
1	Bill Piper	Hornets	246 8	246 12	246 10	738 -30x
2	Miriam B'lythe	Charleville	244 13	243 7	241 11	728 -31x
	Age Group:	51 - 70				
1	Darryl Hubbard	Hornets	249 12	249 15	247 7	745 -34x
2	Bill Simmons	Hornets	246 14	250 12	247 8	743 -34x
3	Ben West.	Hornets	244 18	248 13	246 15	738 -46x
4	Stuart Neale	Bingera/Sth Kolan	243 8	243 6	247 10	733 -24x
5	Bob Mulder	Maryborough	244 6	244 4	242 7	730 -17x
6	Annie Bruton	Charleville	244 7	242 10	243 10	729 -27x
7	Brian Simmons	Hornets	240 10	244 5	242 9	726 -24x
8	Des Henderson.	Maryborough	213 4	241 6	246 12	700 -22x
	Age Group:	71 Over				
1	Roy Muller	Maryborough	247 9	243 9	248 11	738 -29x
2	Paul Unger	Maryborough	243 13	246 9	246 8	735 -30x

MARYBOROUGH MASTERS GAMES

2023

RK	<i>Bench Rest H/V By Age - Sun</i>				<i>TOTAL x c</i>	
3	Anton Perk	Childers	242 9	241 4	247 6	730 -19x
4	Roger Purtell	Hornets	239 5	246 13	243 6	728 -24x
5	John Pepprell	Bingera/Sth Kolan	244 8	241 8	239 6	724 -22x
6	Ken Richardson.	Maryborough	227 6	238 5	240 10	705 -21x

MARYBOROUGH MASTERS GAMES

2023

RK

Bench Rest Sil By Age - Sat

TOTAL x c

Age Group: 71 Over

1	Anton Perk	Childers	192 8	194 7	198 15	584	- 30x
2	John Pepprell	Bingera/Sth Kolan	196 6	191 7	193 9	580	- 22x
3	Roger Purtell	Hornets	45 0	112 0	72 1	229	- 1x

Age Group: 51 - 70

1	Ben West.	Hornets	200 18	198 16	193 7	591	- 41x
2	Darryl Hubbard	Hornets	195 10	194 11	195 8	584	- 29x
3	Bill Simmons	Hornets	190 3	190 6	193 6	573	- 15x
4	Brian Simmons	Hornets	191 4	189 7	180 3	560	- 14x

Age Group: 31 - 50

1	Bill Piper	Hornets	194 7	194 9	196 11	584	- 27x
---	------------	---------	-------	-------	--------	-----	-------

Age Group: Under 30

1	Abbey Swantson	Maryborough	190 4	178 2	181 4	549	- 10x
---	----------------	-------------	-------	-------	-------	-----	-------

MARYBOROUGH MASTERS GAMES

2023

Bench Rest Sil By Grade - Saturday

TOTAL x c

RK	GRADE:	A								
1	Ben West.	Hornets	200	18	198	16	193	7	591	- 41x
2	Darryl Hubbard	Hornets	195	10	194	11	195	8	584	- 29x
3	Bill Piper	Hornets	194	7	194	9	196	11	584	- 27x
4	Anton Perk	Childers	192	8	194	7	198	15	584	- 30x
5	John Pepprell	Bingera/Sth Kolan	196	6	191	7	193	9	580	- 22x
6	Bill Simmons	Hornets	190	3	190	6	193	6	573	- 15x
7	Brian Simmons	Hornets	191	4	189	7	180	3	560	- 14x
8	Roger Purtell	Hornets	45	0	112	0	72	1	229	- 1x
RK	GRADE:	C								
1	Abbey Swantson	Maryborough	190	4	178	2	181	4	549	- 10x

MARYBOROUGH MASTERS GAMES

2023

RK ***Bench Rest Sil By Grade - Sun*** ***TOTAL x c***

GRADE: A

1 John Pepprell Bingera/Sth Kolan 229 4 241 9 223 4 693 - 17x

2 Bill Piper Hornets 232 3 230 4 225 4 687 - 11x

3 Darryl Hubbard Hornets 217 2 236 4 220 2 673 - 8x

4 Brian Simmons Hornets 199 2 199 5 220 1 618 - 8x

GRADE: C

1 Abbey Swantson Maryborough 167 0 159 0 177 1 503 - 1x

MARYBOROUGH MASTERS GAMES

2023

50 M Prone Sil By Grade - Saturday

TOTAL + c

Grade	A					
RK						
1	Matt Murillo	Maryborough	177 14	170 0	176 5	523 - 19x

MARYBOROUGH MASTERS GAMES

2023

50 M Prone By Grade - Saturday

RK	GRADE: A					TOTAL + c
1	Steve Zunker	Bundaberg	195 ₉	192 ₇	191 ₆	578 - 22x
<hr/>						
RK	GRADE: B					TOTAL + c
1	James Cane	Brisbane	188 ₄	187 ₅	187 ₆	562 - 15x
<hr/>						
RK	GRADE: C					TOTAL + c
1	Rod Faint	Maryborough	184 ₂	179 ₃	182 ₅	545 - 10x
2	Catherine Rashford	Brisbane	184 ₃	173 ₁	176 ₃	533 - 7x
3	Michael Lee	Brisbane	160 ₀	149 ₀	153 ₀	462 - 0x
<hr/>						

MARYBOROUGH MASTERS GAMES

2023

50 M Prone By Age - Saturday

Age Range: Under 30

TOTAL + c

RK

1	James Cane	Brisbane	188 4	187 5	187 6	562 - 15x
---	------------	----------	-------	-------	-------	-----------

Age Range: 51 - 70

TOTAL + c

RK

1	Steve Zunker	Bundaberg	195 9	192 7	191 6	578 - 22x
---	--------------	-----------	-------	-------	-------	-----------

2	Catherine Rashford	Brisbane	184 3	173 1	176 3	533 - 7x
---	--------------------	----------	-------	-------	-------	----------

3	Michael Lee	Brisbane	160 0	149 0	153 0	462 - 0x
---	-------------	----------	-------	-------	-------	----------

Age Range: 71 Over

TOTAL + c

RK

1	Rod Faint	Maryborough	184 2	179 3	182 5	545 - 10x
---	-----------	-------------	-------	-------	-------	-----------

MARYBOROUGH MASTERS GAMES

2023

RK 50 M Prone By Grade - Sunday

	GRADE: A					TOTAL x c
1	Steve Zunker	Bundaberg	197 ₁₂	191 ₄	196 ₉	584 ₂₅
	GRADE: B					TOTAL x c
1	James Cane	Brisbane	191 ₅	192 ₅	192 ₇	575 ₁₇
	GRADE: C					TOTAL x c
1	Rod Faint	Maryborough	190 ₅	187 ₆	189 ₅	566 ₁₆
2	Catherine Rashford	Brisbane	174 ₃	175 ₂	183 ₂	532 ₇
3	Michael Lee	Brisbane	156 ₁	144 ₀	165 ₁	465 ₂

MARYBOROUGH MASTERS GAMES

2023

50 M Prone Sil By Age - Saturday

TOTAL + c

RK Age Group: 51 - 70

1	Matt Murillo	Maryborough	177 14	170 0	176 5	523 - 19x
---	--------------	-------------	--------	-------	-------	-----------

MARYBOROUGH MASTERS

2023

50 M Prone By Age - Sun

	Age Group: Under 30					TOTAL + c
1	James Cane	Brisbane	191 5	192 5	192 7	575 17
	Age Group: 51 - 70					TOTAL + c
1	Steve Zunker	Bundaberg	197 12	191 4	196 9	584 25
2	Catherine Rashford	Brisbane	174 3	175 2	183 2	532 7
3	Michael Lee	Brisbane	156 1	144 0	165 1	465 2
	Age Group: 71 Over					TOTAL + c
1	Rod Faint	Maryborough	190 5	187 6	189 5	566 16

MARYBOROUGH MASTERS GAMES

2023

AIR RIFLE 10 Metre Sat-Sun

GRADE: Under 30					TOTAL	Dec
1	James Cane	Brisbane	Sat	613.6		
			Sun	614.7	1228.3	
2	Abbey Swantson	Maryborough	Sat	507.7		
			Sun	525.3	1033	
3	Jimmy Wardell	Mundubbera	Sat	560.6		
			Sun	0	560.6	
GRADE: 41 - 50					TOTAL	Dec
1	Jack Swantson	Maryborough	Sat	499		
			Sun	0	499	
GRADE: 51 - 70					TOTAL	Dec
1	Julie Cane	Brisbane	Sat	621.6		
			Sun	629.1	1250.7	
2	Catherine Rashford	Brisbane	Sat	598.1		
			Sun	601	1199.1	
3	Trevor Ward	Commercial	Sat	605.1		
			Sun	588.1	1193.2	
4	Des Henderson.	Maryborough	Sat	590.1		
			Sun	592.6	1182.7	
5	Catherine Rashford	Brisbane	Sat	538.5		
			Sun	551.3	1089.8	
6	Michael Lee	Brisbane	Sat	516.3		
			Sun	524.4	1040.7	
7	Jamieson Webb	Maryborough	Sat	591		
			Sun	0	591	
8	Jamieson Webb	Maryborough	Sat	528.2		
			Sun	0	528.2	
GRADE: 71 Over					TOTAL	Dec

MARYBOROUGH MASTERS GAMES

2023

AIR RIFLE 10 Metre Sat-Sun

1	Roy Muller	Maryborough	Sat	599.3	
			Sun	584.4	1183.7
2	Rod Faint	Maryborough	Sat	535	
			Sun	544.5	1079.5
3	Paul Unger	Maryborough	Sat	502.4	
			Sun	0	502.4

MARYBOROUGH MASTERS GAMES

2023

AIR RIFLE 10 Metre Sat-Sun

GRADE: A				TOTAL Dec	
1	James Cane	Brisbane	Sat	613.6	1228.3
	<hr/>		Sun	614.7	
2	Trevor Ward	Commercial	Sat	605.1	1193.2
	<hr/>		Sun	588.1	
3	Catherine Rashford	Brisbane	Sat	538.5	1089.8
	<hr/>		Sun	551.3	
4	Rod Faint	Maryborough	Sat	535	1079.5
	<hr/>		Sun	544.5	
5	Jamieson Webb	Maryborough	Sat	528.2	528.2
	<hr/>		Sun	0	
GRADE: Su				TOTAL Dec	
1	Julie Cane	Brisbane	Sat	621.6	1250.7
	<hr/>		Sun	629.1	
2	Roy Muller	Maryborough	Sat	599.3	1183.7
	<hr/>		Sun	584.4	
3	Catherine Rashford	Brisbane	Sat	598.1	1199.1
	<hr/>		Sun	601	
4	Jamieson Webb	Maryborough	Sat	591	591
	<hr/>		Sun	0	
5	Des Henderson.	Maryborough	Sat	590.1	1182.7
	<hr/>		Sun	592.6	
6	Jimmy Wardell	Mundubbera	Sat	560.6	560.6
	<hr/>		Sun	0	
7	Michael Lee	Brisbane	Sat	516.3	1040.7
	<hr/>		Sun	524.4	

MARYBOROUGH MASTERS GAMES

2023

AIR RIFLE 10 Metre Sat-Sun

8	Abbey Swantson	Maryborough	Sat	507.7	1033
	<hr/>		Sun	525.3	
9	Paul Unger	Maryborough	Sat	502.4	502.4
	<hr/>		Sun	0	
10	Jack Swantson	Maryborough	Sat	499	499
	<hr/>		Sun	0	

MARYBOROUGH MASTERS GAMES

2023

AIR RIFLE L/V 25 mtr

Age Group: 31 - 50						TOTAL	
1	Bill Piper	Hornets	238	238	238	711	16
<hr/>							
Age Group: 51 - 70						TOTAL	
1	Stuart Neale	Bingera/Sth Kolan	241	240	240	721	16
<hr/>							
2	Ben West.	Hornets	238	238	238	706	16
<hr/>							
3	Darryl Hubbard	Hornets	240	235	235	705	12
<hr/>							
4	Bill Simmons	Hornets	230	227	227	692	12
<hr/>							
5	Brian Simmons	Hornets	220	223	223	675	8
<hr/>							
6	Des Henderson.	Maryborough	211	239	239	669	5
<hr/>							
Age Group: 71 Over						TOTAL	
1	Ken Richardson.	Maryborough	226	235	235	694	7
<hr/>							
2	Roger Purtell	Hornets	229	228	228	679	9
<hr/>							
3	Roy Muller	Maryborough	207	209	209	630	
<hr/>							

MARYBOROUGH MASTERS GAMES

2023

RK

Bench Rest H/V by Grade - Sunday

GRADE: A

1	Darryl Hubbard	Hornets	249 ₁₂	249 ₁₅	247 ₇	=	745	-34x
2	Bill Simmons	Hornets	246 ₁₄	250 ₁₂	247 ₈	=	743	-34x
3	Ben West.	Hornets	244 ₁₈	248 ₁₃	246 ₁₅	=	738	-46x
4	Bill Piper	Hornets	246 ₈	246 ₁₂	246 ₁₀	=	738	-30x
5	Roy Muller	Maryborough	247 ₉	243 ₉	248 ₁₁	=	738	-29x
6	Stuart Neale	Bingera/Sth Kolan	243 ₈	243 ₆	247 ₁₀	=	733	-24x
7	Anton Perk	Childers	242 ₉	241 ₄	247 ₆	=	730	-19x
8	Bob Mulder	Maryborough	244 ₆	244 ₄	242 ₇	=	730	-17x
9	Roger Purtell	Hornets	239 ₅	246 ₁₃	243 ₆	=	728	-24x
10	Brian Simmons	Hornets	240 ₁₀	244 ₅	242 ₉	=	726	-24x

GRADE: B

1	Paul Unger	Maryborough	243 ₁₃	246 ₉	246 ₈	=	735	-30x
2	Annie Bruton	Charleville	244 ₇	242 ₁₀	243 ₁₀	=	729	-27x
3	Miriam B'lythe	Charleville	244 ₁₃	243 ₇	241 ₁₁	=	728	-31x
4	John Pepprell	Bingera/Sth Kolan	244 ₈	241 ₈	239 ₆	=	724	-22x

MARYBOROUGH MASTERS GAMES

2023

RK

Bench Rest H/V by Grade - Sunday

5	Jimmy Wardell	Mundubbera	239 ₂	237 ₂	233 ₈	=	709	-12x
6	Ken Richardson.	Maryborough	227 ₆	238 ₅	240 ₁₀	=	705	-21x
	GRADE: C							
1	Des Henderson.	Maryborough	213 ₄	241 ₆	246 ₁₂	=	700	-22x

MARYBOROUGH MASTERS GAMES

2023

AIR RIFLE H/V 25 mtr

Age Group: 31 - 50						TOTAL	
1	Bill Piper	Hornets	233	241	235	709	7
<hr/>							
Age Group: 51 - 70						TOTAL	
1	Stuart Neale	Bingera/Sth Kolan	238	239	234	711	11
<hr/>							
2	Darryl Hubbard	Hornets	226	238	243	707	11
<hr/>							
3	Ben West.	Hornets	231	236	233	700	10
<hr/>							
4	Bill Simmons	Hornets	226	238	232	696	5
<hr/>							
5	Brian Simmons	Hornets	227	225	235	687	8
<hr/>							
Age Group: 71 Over						TOTAL	
1	Ken Richardson.	Maryborough	235	241	235	711	10
<hr/>							
2	Roger Purtell	Hornets	231	231	232	694	14
<hr/>							
3	Roy Muller	Maryborough	223	231	234	688	4
<hr/>							

MARYBOROUGH MASTERS GAMES

2023

AIR RIFLE H/V 25 Metre

Rk	GRADE: A					TOTAL	
1	Stuart Neale	Bingera/Sth Kola	238	239	234	711	11
<hr/>							
2	Bill Piper	Hornets	233	241	235	709	7
<hr/>							
3	Darryl Hubbard	Hornets	226	238	243	707	11
<hr/>							
4	Ben West.	Hornets	231	236	233	700	10
<hr/>							
5	Bill Simmons	Hornets	226	238	232	696	5
<hr/>							
6	Roy Muller	Maryborough	223	231	234	688	4
<hr/>							
7	Brian Simmons	Hornets	227	225	235	687	8
<hr/>							
Rk	GRADE: B					TOTAL	
1	Ken Richardson.	Maryborough	235	241	235	711	10
<hr/>							
2	Roger Purtell	Hornets	231	231	232	694	14
<hr/>							

MARYBOROUGH MASTERS GAMES

2023

Prone - Silhouette By Age

RK Age Range: Under 30

			Chickens	Pigs	Turkeys	Rams	TOTAL		
1	Jimmy Wardell	Mundubbera	10	10	10	10			
			10	10	10	10			
			20	20	20	20	80 x	26	
2	Abbey Swantson	Maryborough	8	10	5	4			
			9	9	5	6			
			17	19	10	10	56 x	8	

RK Age Range: 31 - 50

			Chickens	Pigs	Turkeys	Rams	TOTAL		
1	Troy Voss	Mundubbera	10	10	9	10			
			10	9	10	10			
			20	19	19	20	78 x	23	

RK Age Range: 51 - 70

			Chickens	Pigs	Turkeys	Rams	TOTAL		
1	Matt Murillo	Maryborough	10	10	10	10			
			10	10	9	10			
			20	20	19	20	79 x	27	
2	Cheryl Doessel	Mundubbera	10	10	9	10			
			10	10	9	8			
			20	20	18	18	76 x	16	
3	Des Henderson.	Maryborough	10	10	6	7			
			10	10	9	8			
			20	20	15	15	70 x	16	

RK Age Range: 71 Over

			Chickens	Pigs	Turkeys	Rams	TOTAL		
1	Rod Faint	Maryborough	8	10	10	10			
			10	10	10	10			
			18	20	20	20	78 x	24	

MARYBOROUGH MASTERS GAMES

2023

Prone - Silhouette By Grade**RK GRADE: A**

			Chickens	Pigs	Turkeys	Rams	TOTAL	
1	Jimmy Wardell	Mundubbera	10	10	10	10		
			10	10	10	10		
			20	20	20	20	80 x	26
2	Matt Murillo	Maryborough	10	10	10	10		
			10	10	9	10		
			20	20	19	20	79 x	27
3	Troy Voss	Mundubbera	10	10	9	10		
			10	9	10	10		
			20	19	19	20	78 x	23
4	Rod Faint	Maryborough	8	10	10	10		
			10	10	10	10		
			18	20	20	20	78 x	24

RK GRADE: B

			Chickens	Pigs	Turkeys	Rams	TOTAL	
1	Cheryl Doessel	Mundubbera	10	10	9	10		
			10	10	9	8		
			20	20	18	18	76 x	16
2	Des Henderson.	Maryborough	10	10	6	7		
			10	10	9	8		
			20	20	15	15	70 x	16

RK GRADE: C

			Chickens	Pigs	Turkeys	Rams	TOTAL	
1	Abbey Swantson	Maryborough	8	10	5	4		
			9	9	5	6		
			17	19	10	10	56 x	8